



REGISTRATION INSTRUCTIONS & TIPS

Kids On Campus



Agenda

1. Registering for the First Time
2. How to Retrieve a User ID and Password
3. Ready to Register- Steps for Returning Students
4. Helpful Links



I. REGISTERING FOR THE FIRST TIME?

When your student doesn't already have an account created

Visit schoolcraft.edu and click the link to WebAdvisor

The screenshot shows a web browser at schoolcraft.edu. The browser's address bar and tabs are visible at the top. The website header includes the Schoolcraft College logo and a 60th anniversary emblem. A navigation menu contains links for Blackboard, WebAdvisor (circled in red), SC mail, and A-Z Index. Below the navigation is a search bar. A dark blue banner with yellow text reads: "View updates related to COVID-19 on our dedicated webpage." A dark blue horizontal menu lists: About Us, Academics, Admissions / Aid, Campus Life, Resources, and Contact. The main content area features a large image of a young man with glasses and a backpack. To the left of the image is a dark box with the text "There's Still Time to Register" and a list of links: "View Late-Starting Courses >>", "View All Course Schedules >>", "Register Online Now >>", "What to Expect for Winter 2021 >>", "Understanding Course Formats >>", and "Welcome New Students; Your Next Steps >>". To the right of the image are two circular news items: "Trustees Sworn in and Joan A. Gebhardt Elected Chair of Board; Finalists for Open Trustee Position Identified >>" and "Motorcycle Rider Coaches Needed for Safe Riding >>".

Select Continuing Education (Non-Credit) Menu

The screenshot shows the Schoolcraft College WebAdvisor interface. The browser address bar displays the URL: `webadvisor.schoolcraft.edu/sc/WebAdvisor?TYPE=M&PID=CORE-WBMAIN&TOKENIDX=6607381011`. The top navigation bar includes the Schoolcraft College logo, a 'Log In' button, a 'Main Menu' button, and a 'Contact Us' button. Below this, a secondary navigation bar contains links: 'I'm New to WebAdvisor', 'What's My User ID?', 'What's My Password?', 'Reset My Password', 'Supported Browsers', and 'Schoolcraft Home'. On the left side, a vertical menu lists several options: 'Continuing Education (Non-Credit)', 'Prospective Students', 'Students', 'Faculty', and 'Employees'. The 'Continuing Education (Non-Credit)' option is circled in red. The main content area features a 'Welcome Guest!' heading, followed by a section titled 'Important WebAdvisor Announcements' which contains a paragraph about payment due dates and a bulleted list of options: 'Pay in full.', 'Sign up for a payment plan.', and 'Have Financial Aid or scholarships in place.'. Below this is a section titled 'Are You Connected?' with a message about downloading the mobile app and a bulleted list of instructions: 'Registration: Search for classes, REGISTER, View your class schedule.', 'Pay Now: Have your registration set? Cart loaded? Pay now to ensure your spot is held!', and 'View Your Account Information: I know I paid that... Wait, I only paid partial? I owe what? Your account information at your fingertips.'

Click the link to Register and Pay for Continuing Education Classes

The screenshot shows a web browser window with the URL `webadvisor.schoolcraft.edu/sc/WebAdvisor?TOKENIDX=6607381011&type=M&constituency=WBCE&pid=CORE-WBCE`. The page header includes the Schoolcraft College logo and navigation links: [Log In](#), [Main Menu](#), [Cont. Ed. Menu](#), and [Contact Us](#). A [Supported Browsers](#) link is also present.

The main content area is titled "Continuing Education - WebAdvisor for Continuing Education (Non-Credit) Menu" and includes a "Welcome Guest!" message. The text reads:

The above links may display confidential information.

If you are registering for the **first time** with Schoolcraft College, please click on the "Register and Pay for Continuing Education Classes" link below and register without logging in.

If you have taken classes before, please log in and register by clicking the "Log In" link at the top of the screen. Your User ID consists of the lower-case initial of your first name and your 7-digit Schoolcraft Id. Your original password is/was your date of birth in the MMDDYY format. If you have changed your password and forgotten what it is, then check the password hint box on the Log In page or use the "What's My Password?" link for help.

Below the text, there is a yellow box labeled "Registration" containing two links: [Register and Pay for Continuing Education Classes](#) (circled in red) and [Waiver of Liability for Fitness Classes](#).

The footer of the page includes a "Schoolcraft Home" link and the same navigation links as the header: [Log In](#), [Main Menu](#), [Cont. Ed. Menu](#), and [Contact Us](#). A page number "3" is visible in the bottom right corner.

To practice registering, choose Non-Instructional from the Subject list

webadvisor.schoolcraft.edu/sc/WebAdvisor?TOKENIDX=6607381011&SS=6&APP=ST&CONSTITUENCY=WBCE

Apps New Tab Recruit Sign in to Cisco Fin... UI 5.4 BETA SARS Anywhere Schoolcraft College... Adobe Sign Enterpr... Imported From IE Imported From IE (1)

- Discover
- eCheck
- Mastercard
- Visa

If you receive an error message, it may be due to one of the following reasons:

- you entered too much information
- you entered incorrect information
- online registration is not available on/after the class start date
- the class was cancelled

If you need further assistance, please call the Answer Center Help Line at [\(734\)462-4426](tel:7344624426).

Subject **NON-INSTRUCTIONAL** ▼

OR

6-Digit Section Number

OR

4-Digit CES Number

SUBMIT

Search may take 15 - 30 seconds to retrieve classes.

Check the Select box for the KOC Open House (free course)

webadvisor.schoolcraft.edu/sc/WebAdvisor?TOKENIDX=6607381011&SS=7&APP=ST&CONSTITUENCY=WBCE

Apps New Tab Recruit Sign in to Cisco Fin... UI 5.4 BETA SARS Anywhere Schoolcraft College... Adobe Sign Enterpr... Imported From IE Imported From IE (1)

Kids on Campus courses)

- This course listing does not reflect the College's complete course offerings.
 - Only classes available for enrollment in non-credit courses appear here.
 - For a complete search, including credit classes available to degree seeking students, use [Search for Classes](#).
- There are **NO transfers** and **NO refunds** for motorcycle classes.

Off Campus/Milford High School
2380 South Milford Road, Highland, MI 48357

Off Campus/Online Classes
Visit the [CEPD Online Class Information](#) page for details.

Virtual Classes
Visit the [Virtual Class Information](#) page for details.

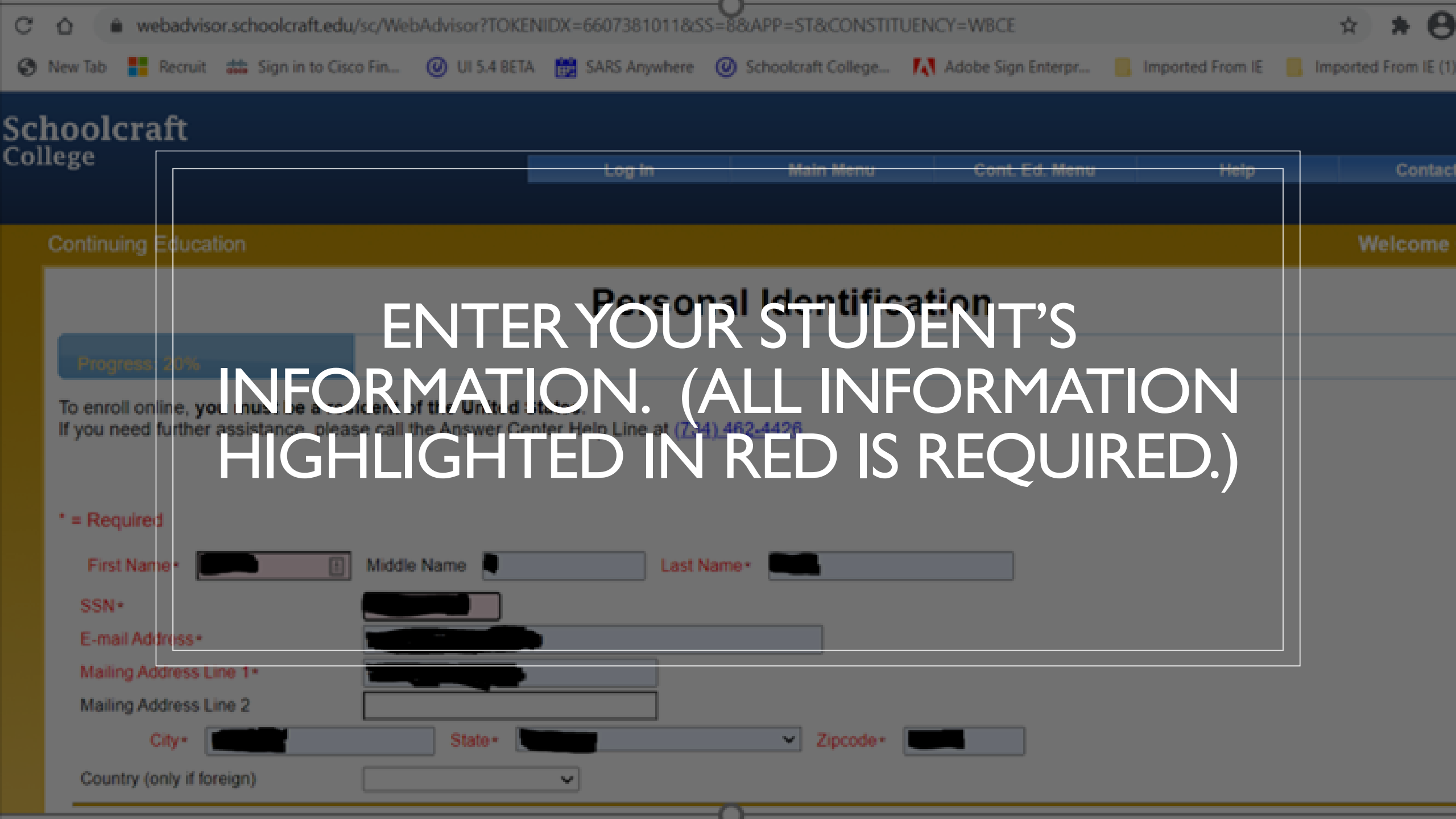
If you need further assistance, please call the Answer Center Help Line at [\(734\) 462-4426](tel:734-462-4426).

Select	Course Name and Title	Meeting Information	Location	Start Date	End Date	Faculty	CEUs	Capacity / Available Seats	Text Book
<input checked="" type="checkbox"/>	CESN-0023-610110 KIDS ON CAMPUS OPEN HOUSE. NON-INSTRUCTIONAL ACTIVITY	02/09/21-02/11/21 LECTURE Tuesday, Wednesday, Thursday 06:00PM - 07:30PM, Online, Room WEB, 1 week	Livonia (Main Campus)	02/09/21	02/11/21	TBA	0.00	200 / 199	Book Info

SUBMIT

Log In Main Menu Cont. Ed. Menu Help Contact Us

3



ENTER YOUR STUDENT'S
INFORMATION. (ALL INFORMATION
HIGHLIGHTED IN RED IS REQUIRED.)

* = Required

First Name*

Middle Name

Last Name*

SSN*

E-mail Address*

Mailing Address Line 1*

Mailing Address Line 2

City*

State*

Zipcode*

Country (only if foreign)

Country (only if foreign)

Phone Number

Extension

Type

<input type="text"/>	<input type="text"/>	<input type="text"/> <i>*Primary</i>
<input type="text"/>	<input type="text"/>	<input type="text"/> <i>Alternate</i>

Are you Hispanic or Latino?

<input type="radio"/>	Yes
<input type="radio"/>	No

Select One or More Races

<input type="text"/>
<input type="text"/>
<input type="text"/>
<input type="text"/>
<input type="text"/>

CERTIFY THE INFORMATION

Birth Date MM/DD/YYYY*

Gender*

Citizenship Country*



YOU MUST CERTIFY IN ORDER TO PROCEED: I certify that I am the person described above, and that the information presented here is c

SUBMIT

Log In

Main Menu

Cont. Ed. Menu

Select your Reason for Taking & How You Learned of This Class

The screenshot shows a web browser window with the URL `webadvisor.schoolcraft.edu/sc/WebAdvisor?TOKENIDX=6607381011&SS=9&APP=ST&CONSTITUENCY=WBCE`. The page header includes the Schoolcraft College logo and navigation links: Log In, Main Menu, Cont. Ed. Menu, Help, and Contact Us. The main content area is titled "Continuing Education" and "Welcome Guest!". Below this is a section for "Additional Registration Info" with a progress bar at 30%. A note states "All entries on this form are optional." The form contains three fields: "Course Name and Title" with the value "CESN-0023-610110 KIDS ON CAMPUS OPEN HOUSE: NON-INSTRUCTIONALACTIVITY", "Reason For Taking" with a dropdown menu set to "Just for fun", and "How You Learned of This Class" with a dropdown menu set to "From a brochure or flyer". A "SUBMIT" button is located below these fields and is circled in red. The footer of the page contains the same navigation links as the header and a page number "3".

webadvisor.schoolcraft.edu/sc/WebAdvisor?TOKENIDX=6607381011&SS=9&APP=ST&CONSTITUENCY=WBCE

Apps New Tab Recruit Sign in to Cisco Fin... UI 5.4 BETA SARS Anywhere Schoolcraft College... Adobe Sign Enterpr... Imported From IE Imported From IE (1)

Schoolcraft College

Log In Main Menu Cont. Ed. Menu Help Contact Us

Continuing Education Welcome Guest!

Additional Registration Info

Progress: 30%

All entries on this form are optional.

Course Name and Title	Reason For Taking	How You Learned of This Class
CESN-0023-610110 KIDS ON CAMPUS OPEN HOUSE: NON-INSTRUCTIONALACTIVITY	Just for fun	From a brochure or flyer

SUBMIT

Log In Main Menu Cont. Ed. Menu Help Contact Us

3

Select Register Now and choose a Payment Type. (The class is free.)

webadvisor.schoolcraft.edu/sc/WebAdvisor?TOKENIDX=6607381011&SS=10&APP=ST&CONSTITUENCY=WBCE

Apps New Tab Recruit Sign in to Cisco Fin... UI 5.4 BETA SARS Anywhere Schoolcraft College... Adobe Sign Enterpr... Imported From IE Imported From IE (1)

Pay for Classes

Progress: 40%

PLEASE NOTE

- To remove a class before you register:
 - Check the **Remove** checkbox to the right of the class you would like to remove
 - In the **Choose one of the following** drop-down list, select **Recalculate total amount**.

* = Required

Price	Course Name and Title	Meeting Information	Start Date	End Date	Faculty	Credits	CEUs	Location	Remove
0.00	CESN-0023-610110 KIDS ON CAMPUS OPEN HOUSE: NON-INSTRUCTIONAL ACTIVITY	02/09/21-02/11/21 LECTURE Tuesday, Wednesday, Thursday 06:00PM - 07:30PM, Online, Room WEB, 1 week	02/09/21	02/11/21	TBA		0.00	Livonia (Main Campus)	<input type="checkbox"/>

Total Amount Due 0.00

Choose one of the following:* **Register now (check out)**

Select a payment method to complete registration (check out)

Payment Type **VISA - Web**

SUBMIT

Class meeting information will display. Click OK to return to CEPD Menu.

The screenshot shows a web browser window with the URL `webadvisor.schoolcraft.edu/sc/WebAdvisor?TOKENIDX=6607381011&SS=11&APP=ST&CONSTITUENCY=WBCE`. The page header includes the Schoolcraft College logo and navigation links: Log In, Main Menu, Cont. Ed. Menu, Help, and Contact Us. The main content area is titled "Class Acknowledgement" and displays the following information:

You have successfully registered for the following classes:

Price	Course Name and Title	Meeting Information	Start Date	End Date	Faculty	Credits	CEUs	Location
0.00	CESN-0023-610110 KIDS ON CAMPUS OPEN HOUSE: NON-INSTRUCTIONAL ACTIVITY	02/09/21-02/11/21 LECTURE Tuesday, Wednesday, Thursday 06:00PM - 07:30PM, Online, Room WEB, 1 week	02/09/21	02/11/21	TBA		0.00	Livonia (Main Campus)

You have not been charged for the successful registrations listed above.

Unsuccessful requests, if any, are listed below:

Course Name and Title	Meeting Information	Faculty	Location	Message
No unsuccessful requests				

An "OK" button is located at the bottom center of the page, circled in red.

You will receive the following Emails

- **Class Acknowledgment with Schedule**
- **Order Confirmation (PayPal Invoice)**
- **System Generated Temporary Password**
 - **Password can also be retrieved and reset in WebAdvisor**



2. HOW TO RETRIEVE A USER ID & PASSWORD

Visit schoolcraft.edu and click the link to WebAdvisor

The screenshot shows a web browser window with the URL schoolcraft.edu. The browser's address bar and tabs are visible at the top. The website header features the Schoolcraft College logo and a 60th anniversary emblem. A navigation menu includes links for Blackboard, WebAdvisor (circled in red), SC mail, and A-Z Index. Below the navigation is a search bar. The main content area has a dark blue background with a yellow link: [View updates related to COVID-19 on our dedicated webpage.](#) A horizontal menu contains links for About Us, Academics, Admissions / Aid, Campus Life, Resources, and Contact. The main content area is divided into three columns. The left column has a dark background with the heading **There's Still Time to Register** and a list of links: [View Late-Starting Courses >>](#), [View All Course Schedules >>](#), [Register Online Now >>](#), [What to Expect for Winter 2021 >>](#), [Understanding Course Formats >>](#), and [Welcome New Students; Your Next Steps >>](#). The middle column features a large portrait of a young man with glasses and a backpack. The right column has a dark blue background with two circular images and text: [Trustees Sworn in and Joan A. Gebhardt Elected Chair of Board; Finalists for Open Trustee Position Identified >>](#) and [Motorcycle Rider Coaches Needed for Safe Riding >>](#).

Click What's My User ID?

The screenshot shows the Schoolcraft College WebAdvisor homepage. The browser address bar displays the URL: <https://webadvisor.schoolcraft.edu/sc/WebAdvisor?TYPE=M&PID=CORE-WBMAIN&TOKENIDX=7482799141>. The page features a dark blue header with the Schoolcraft College logo on the left and navigation links on the right: [Log In](#), [Main Menu](#), and [Contact Us](#). Below the header, a secondary navigation bar contains links: [I'm New to WebAdvisor](#), [What's My User ID?](#) (circled in red), [What's My Password?](#), [Reset My Password](#), [Supported Browsers](#), and [Schoolcraft Home](#). On the left side, there is a vertical menu with colored buttons for [Continuing Education \(Non-Credit\)](#), [Prospective Students](#), [Students](#), [Faculty](#), and [Employees](#). The main content area begins with a **Welcome Guest!** message, followed by a section titled **Important WebAdvisor Announcements**. This section contains a paragraph about payment due dates and a bulleted list of payment options:

- Pay in full.
- Sign up for a payment plan.
- Have Financial Aid or scholarships in place.

Below this is the **Are You Connected?** section, which includes a reminder to download the mobile app and another bulleted list of actions:

- **Registration:** Search for classes, REGISTER, View your class schedule.
- **Pay Now:** Have your registration set? Cart loaded? Pay now to ensure your spot is held!
- **View Your Account Information:** I know I paid that... Wait, I only paid partial? I owe what? Your account information at your fingertips.
- **Schedule:** View your class schedule by day and semester.

Enter the Student Last Name and SSN (no dashes)

webadvisor.schoolcraft.edu/sc/WebAdvisor?TOKENIDX=6607381011&SS=1&APP=CORE&CONSTITUENCY=WADF

Apps New Tab Recruit Sign in to Cisco Fin... UI 5.4 BETA SARS Anywhere Schoolcraft College... Adobe Sign Enterpr... Imported From IE Imported From IE (1)

Schoolcraft College

Log In Main Menu Help Contact Us

Welcome Guest!

What's my User ID?

In order to retrieve your User ID you must fill in your last name and one of the two additional identifying numbers.

* = Required

Last Name*

SSN

OR

STUDENT NUMBER

SUBMIT

What's My Password? Change Password

Log In Main Menu Help Contact Us

The User ID is provided. Click OK.

The screenshot shows a web browser window with the URL `webadvisor.schoolcraft.edu/sc/WebAdvisor?TOKENIDX=6607381011&SS=2&APP=CORE&CONSTITUENCY=WBD`. The browser's address bar and tabs are visible at the top. Below the browser, the Schoolcraft College logo and navigation menu are present. The main content area displays a message: "Here's Your User ID". On the left, the text "Web Username:" is followed by a blacked-out user ID, both of which are circled in red. To the right of this text is a grey button labeled "OK", also circled in red. The bottom of the page features a footer with navigation links and a "What's My Password?" link.

webadvisor.schoolcraft.edu/sc/WebAdvisor?TOKENIDX=6607381011&SS=2&APP=CORE&CONSTITUENCY=WBD

Apps New Tab Recruit Sign in to Cisco Fin... UI 5.4 BETA SARS Anywhere Schoolcraft College... Adobe Sign Enterpr... Imported From IE Imported From IE (1)

Schoolcraft College

Log In Main Menu Help Contact Us

Welcome Guest!

Here's Your User ID

Web Username: [REDACTED]

OK

What's My Password?

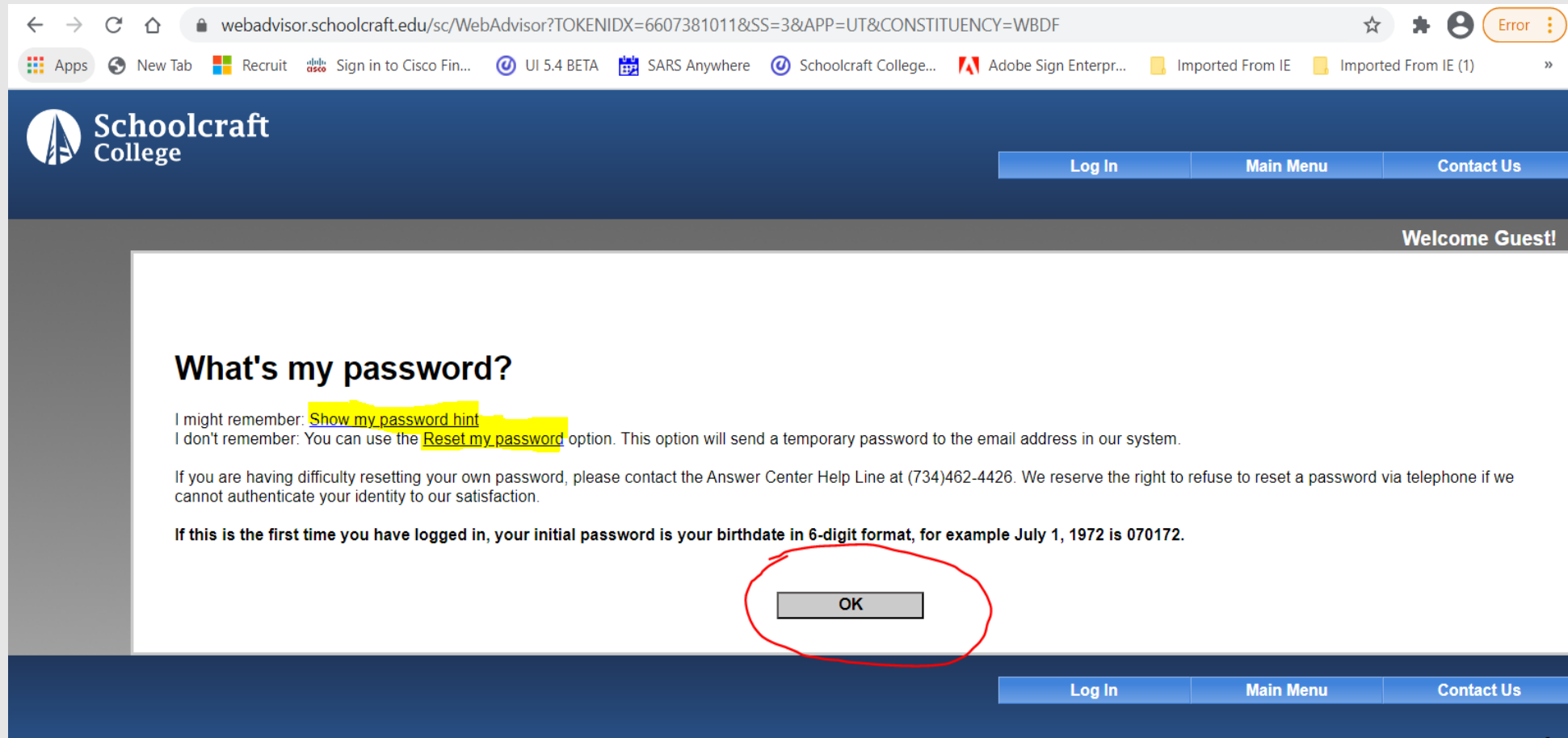
Log In Main Menu Help Contact Us

3

Click What's My Password?

The screenshot shows the Schoolcraft College WebAdvisor interface. The browser address bar displays the URL: `webadvisor.schoolcraft.edu/sc/WebAdvisor?TYPE=M&PID=CORE-WBMAIN&TOKENIDX=6607381011&WARN=Y`. The navigation bar includes the Schoolcraft College logo and several links: [Log In](#), [Main Menu](#), [Contact Us](#), [I'm New to WebAdvisor](#), [What's My User ID?](#), [What's My Password?](#) (circled in red), [Reset My Password](#), [Supported Browsers](#), and [Schoolcraft Home](#). A left sidebar contains links for [Continuing Education \(Non-Credit\)](#), [Prospective Students](#), [Students](#), [Faculty](#), and [Employees](#). The main content area features a 'Welcome Guest!' message and an 'Important WebAdvisor Announcements' section with the following text: 'Payment is due within 3 weekdays, including holidays, from when you register. For help with payment options, please call 734-462-4426. Payment Options:'. Below this, there are three bullet points: 'Pay in full.', 'Sign up for a payment plan.', and 'Have Financial Aid or scholarships in place.' The 'Are You Connected?' section follows, with a reminder to download the mobile app and a list of links: 'Registration', 'Pay Now', 'View Your Account Information', and 'Schedule'.


Two options are presented to either find or reset your password.



The screenshot shows a web browser window with the URL `webadvisor.schoolcraft.edu/sc/WebAdvisor?TOKENIDX=6607381011&SS=3&APP=UT&CONSTITUENCY=WBD`. The page header includes the Schoolcraft College logo and navigation links for "Log In", "Main Menu", and "Contact Us". A "Welcome Guest!" message is displayed in the top right. The main content area is titled "What's my password?" and provides two options: "Show my password hint" (highlighted in yellow) and "Reset my password" (also highlighted in yellow). A red circle highlights an "OK" button at the bottom of the content area. The footer contains the same navigation links as the header.

← → ↻ 🏠 🔒 webadvisor.schoolcraft.edu/sc/WebAdvisor?TOKENIDX=6607381011&SS=3&APP=UT&CONSTITUENCY=WBD ☆ ⚙️ 👤 Error ⋮

📱 Apps 🔄 New Tab 📄 Recruit 📄 Sign in to Cisco Fin... 🔄 UI 5.4 BETA 📄 SARS Anywhere 🔄 Schoolcraft College... 📄 Adobe Sign Enterpr... 📄 Imported From IE 📄 Imported From IE (1) »

 **Schoolcraft College** Log In Main Menu Contact Us

Welcome Guest!

What's my password?

I might remember: [Show my password hint](#)

I don't remember: You can use the [Reset my password](#) option. This option will send a temporary password to the email address in our system.

If you are having difficulty resetting your own password, please contact the Answer Center Help Line at (734)462-4426. We reserve the right to refuse to reset a password via telephone if we cannot authenticate your identity to our satisfaction.

If this is the first time you have logged in, your initial password is your birthdate in 6-digit format, for example July 1, 1972 is 070172.

Log In Main Menu Contact Us

Enter Student Last Name and SSN (no dashes) or Student Number

webadvisor.schoolcraft.edu/sc/WebAdvisor?TOKENIDX=6607381011&SS=5&APP=CORE

Apps New Tab Recruit Sign in to Cisco Fin... UI 5.4 BETA SARS Anywhere Schoolcraft College... Adobe Sign Enterpr... Imported From IE Imported From IE (1)

Schoolcraft College Log In Main Menu Help Contact Us

Welcome Guest!

Reset my password

In order to retrieve your User ID you must fill in your last name and one of the two additional identifying numbers.

* = Required

Last Name*

SSN

OR

STUDENT NUMBER

SUBMIT

Log In Main Menu Help Contact Us

3

Select the email address to send a temporary password.

The screenshot shows a web browser window with the URL `webadvisor.schoolcraft.edu/sc/WebAdvisor?TOKENIDX=6607381011&SS=6&APP=CORE`. The browser's address bar and tabs are visible at the top. The page header features the Schoolcraft College logo and navigation links for [Log In](#), [Main Menu](#), [Help](#), and [Contact Us](#). A "Welcome Guest!" message is displayed on the right side of the header.

The main content area is titled "Select an e-mail address". Below the title, there is a form with the following elements:


- A red asterisk followed by the text "= Required".
- The text "Send my temporary password to this email address*" followed by a dropdown menu.
- A "SUBMIT" button, which is circled in red.

At the bottom of the page, there is a footer with navigation links for [Log In](#), [Main Menu](#), [Help](#), and [Contact Us](#). The page number "3" is located in the bottom right corner.

The password has been sent to the email address on record. Click OK.

← → ↻ 🏠 🔒 webadvisor.schoolcraft.edu/sc/WebAdvisor?TOKENIDX=6607381011&SS=7&APP=CORE ☆ ⚙️ 👤 Error ⋮

📱 Apps 🌐 New Tab 🇺🇸 Recruit 📞 Sign in to Cisco Fin... 🔄 UI 5.4 BETA 📅 SARS Anywhere 🔄 Schoolcraft College... 📄 Adobe Sign Enterpr... 📄 Imported From IE 📄 Imported From IE (1) »

 **Schoolcraft**
College

Log In Main Menu Help Contact Us

Welcome Guest!

Reset Password Confirmation

Your temporary password will be sent to this e-mail address immediately: [redacted]

OK

Log In

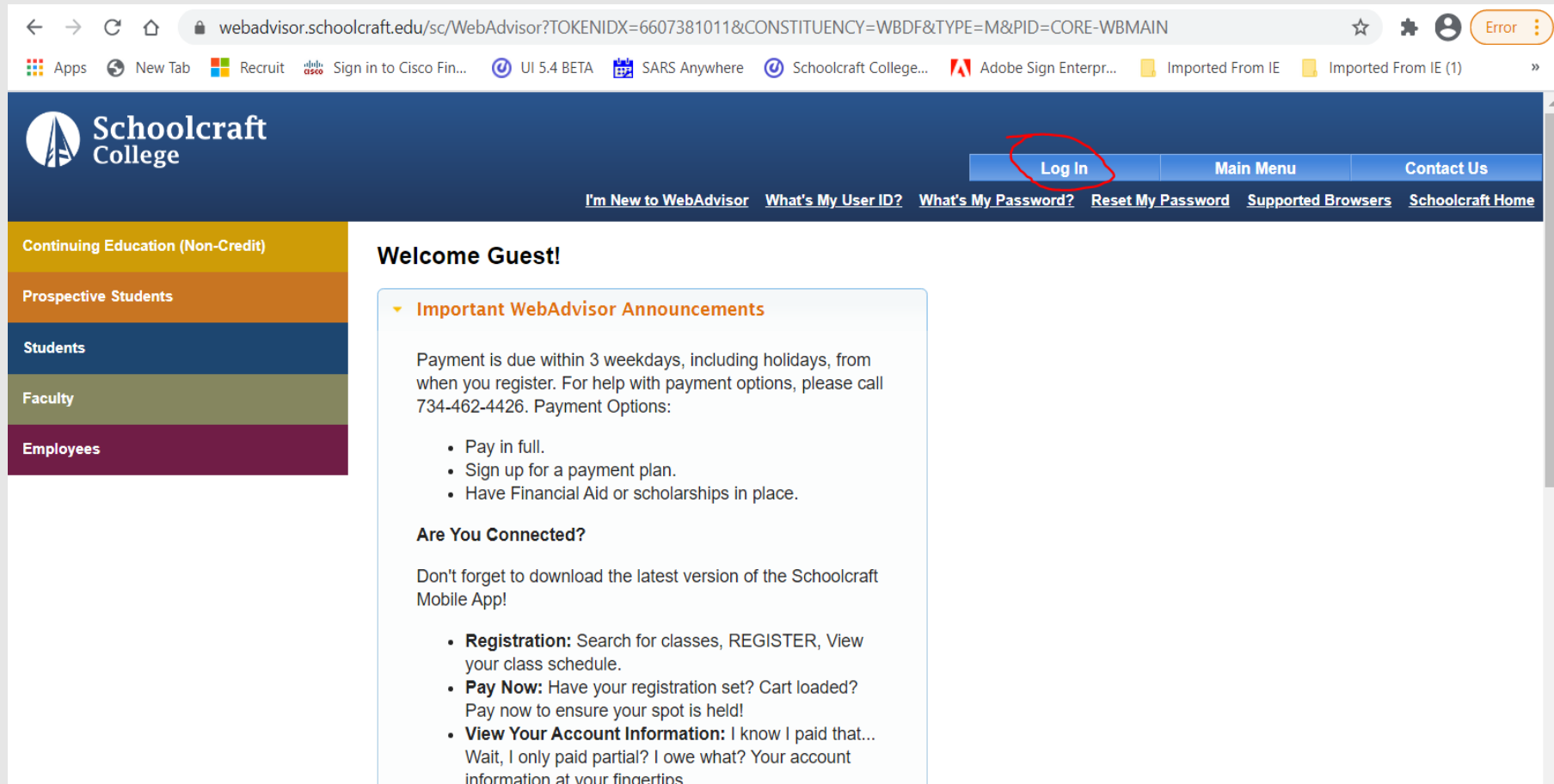
Log In Main Menu Help Contact Us

3

3. READY TO REGISTER!

Steps for Returning Students

In WebAdvisor, click Log In



The screenshot shows the Schoolcraft College WebAdvisor interface. The browser address bar displays the URL: `webadvisor.schoolcraft.edu/sc/WebAdvisor?TOKENIDX=6607381011&CONSTITUENCY=WBDF&TYPE=M&PID=CORE-WBMAIN`. The page header includes the Schoolcraft College logo and navigation links: [Log In](#) (circled in red), [Main Menu](#), and [Contact Us](#). Below the header, there are links for [I'm New to WebAdvisor](#), [What's My User ID?](#), [What's My Password?](#), [Reset My Password](#), [Supported Browsers](#), and [Schoolcraft Home](#).

The main content area features a sidebar with navigation options: [Continuing Education \(Non-Credit\)](#), [Prospective Students](#), [Students](#), [Faculty](#), and [Employees](#).

The main content area displays a **Welcome Guest!** message and a section for **Important WebAdvisor Announcements**. The announcement states: "Payment is due within 3 weekdays, including holidays, from when you register. For help with payment options, please call 734-462-4426. Payment Options:"

- Pay in full.
- Sign up for a payment plan.
- Have Financial Aid or scholarships in place.

Below the announcement, there is a section titled **Are You Connected?** with the text: "Don't forget to download the latest version of the Schoolcraft Mobile App!"

- **Registration:** Search for classes, REGISTER, View your class schedule.
- **Pay Now:** Have your registration set? Cart loaded? Pay now to ensure your spot is held!
- **View Your Account Information:** I know I paid that... Wait, I only paid partial? I owe what? Your account information at your fingertips.

Enter User ID and Password

webadvisor.schoolcraft.edu/sc/WebAdvisor?TOKENIDX=6607381011&SS=LGRO&URL=https%3A%2F%2Fwebadvisor.schoolcraft.edu%2Fsc%2FWe...

Apps New Tab Recruit Sign in to Cisco Fin... UI 5.4 BETA SARS Anywhere Schoolcraft College... Adobe Sign Enterpr... Imported From IE Imported From IE (1)

Schoolcraft College

[Log In](#) [Main Menu](#) [Contact Us](#)

[I'm New to WebAdvisor](#) [What's My User ID?](#) [What's My Password](#)

Welcome Guest!

Log In

Your User ID consists of the lower-case initial of your first name and your Schoolcraft ID number. (Remember to include leading zeros for ID numbers less than 7-digits.)

Your initial password is your birthdate in 6-digit format, for example July 1, 1972 is 070172.

Enter your Username and password below. Please note that your birthdate password is only valid the first time you log in. You will be prompted to create a new password.

User ID

Password

Hint

SUBMIT

[Log In](#) [Main Menu](#) [Contact Us](#)

3

If you're entering a temporary password after a reset, you will be prompted to change it.

webadvisor.schoolcraft.edu/sc/WebAdvisor?TOKENIDX=6607381011&SS=CUPQ&URL=https%3A%2F%2Fwebadvisor.schoolcraft.edu%2Fsc%2FWe...

Apps New Tab Recruit Sign in to Cisco Fin... UI 5.4 BETA SARS Anywhere Schoolcraft College... Adobe Sign Enterpr... Imported From IE Imported From IE (1)

Schoolcraft College Change Password Main Menu Contact Us

Change Password

Your password has expired. Please choose a new password.

Your new password must be 6 to 9 characters in length and include both letters and numbers.

* = Required

User ID*

Old Password*

New Password*

Confirm Password*

Hint

SUBMIT

Change Password Main Menu Contact Us

Welcome [REDACTED]

▼ **Important WebAdvisor Announcements**

Payment is due within 3 weekdays, including holidays, from when you register. For help with payment options, please call 734-462-4426. [Payment Options](#)

- [Pay in Full.](#)
Sign up here to pay in full.
- [Have Financial Aid or scholarships in place.](#)

Are You Connected?

Don't forget to download the latest version of the Schoolcraft Mobile App!

- **Registration:** Search for classes, REGISTER, View your class schedule.
- **Pay Now:** Have your registration set? Cart loaded? Pay now to ensure your spot is held!
- **View Your Account Information:** I know I paid that... Wait, I only paid partial? I owe what? Your account

ONCE LOGGED IN, YOUR STUDENT'S FIRST NAME WILL APPEAR AFTER 'WELCOME'. SELECT THE CONTINUING EDUCATION MENU. YOU'RE READY TO REGISTER!

Helpful Links

<https://www.schoolcraft.edu/cepd/kids-on-campus>

<https://www.schoolcraft.edu/cepd/kids-on-campus/registration-tips>