

STEAMzSchoolcraft

Bridging the Arts, Humanities and Sciences

Student-Led Conference Informational

Kayla McKinney - LSS Academic Success Coach - kmckinne@schoolcraft.edu



Schoolcraft
College

What is it?

Professional Development Conference

- One-day, student-led conference
- Learning Support Services, Honors Scholars, Phi Theta Kappa
- Free and open to public
- Friday, March 27 from 1:00–6:00 p.m. in Waterman 210ABC.



Tentative Itinerary

- 1pm-1:30pm - Introduction and Ice Breaker
- 1:30pm-2:00pm - Keynote
- 2:00pm-2:25pm - Presenter 1
- 2:25pm-2:50pm - Presenter 2
- 2:50pm-3:00pm - Break
- 3:00pm-4:00pm - Poster Presentations
- 4:00pm-4:10pm - Break
- 4:10pm-4:35pm - Presenter 3
- 4:35pm-5:00pm - Presenter 4
- 5:00pm-5:25pm - Presenter 5
- 5:25pm-5:50pm - Presenter 6
- 5:50pm-6:00pm - Closing remarks and raffle



Why Should I Participate?

Professional Development Conference

- Great resume-builder
- Gain professional experience
- Develop research and communication skills
- Learn more about various fields of study
- Network!!



What is the theme?

STEAMzSchoolcraft: Bridging the Arts, Humanities and Sciences

- Different disciplines effectively build on one another in real-world settings to support our students' academic and professional goals
- GenZ: relevant to today's workforce and professional world
- Example Topics:
 - Psychological Impact of Emotional Bids in Interpersonal Relationships
 - The Effects of Gender Bias in the Medical Field
 - Music Therapy and its Benefits in Children with Autism Spectrum Disorder
 - Campaign Finance and Fundraising in Local Elections
 - A Look into Experimental Astrophysics and Cosmology
 - Video Game Development
 - How Mass Media Influence Popular Movie Genres
 - Media Representation and Childhood Development
 - Engineering Solutions to the Flint Water Crisis



How to Apply?

Proposal Submission

1. Go to schoolcraft.edu/steamz
2. Write an Abstract*
 - a. The Purpose:
 - i. What problem do you attempt to solve or understand and why?
 - ii. Why are you passionate about your topic? Why is it important?
 - iii. How does your project align with the given theme?
 - b. The Process
 - i. What did you do?
 - ii. What sources of evidence did you use?
 - c. The Results
 - i. What did you find/learn/conclude?
 - ii. You may include specific data if applicable.
 - d. The Implications:
 - i. What do your results mean and how do they promote academic or professional success for Schoolcraft Students?
3. Submit by Friday, February 7th at 12pm



Creating a Presentation

The most important thing to remember while creating a conference presentation is to be creative. The format of your presentation is completely up to you. You can use powerpoint, prezzi, or any other presentation style. You can also include interactive activities or games, as long as your audience is able to grasp the purpose of your topic.



Title of Presentation

First and Last Name

Title

Schoolcraft Email

Student Leadership

The importance of co- and extra-curricular activities in future career success

Kayla McKinney

Academic Success Coach, Writing

kmckinne@schoolcraft.edu

Objective

What are we going to learn?

Use pictures and bullet points

Overview

- The importance of student involvement on college campuses
- How student involvement leads to certain career paths
- How student involvement can fuel academic and career passions

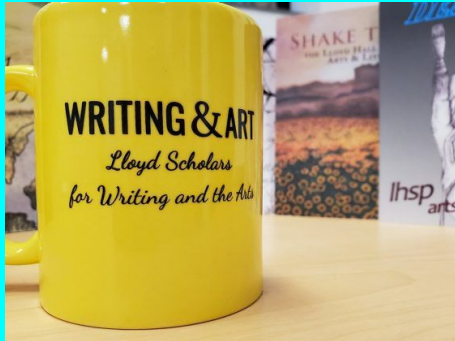


Background Information/Purpose

This is why this is important to me.

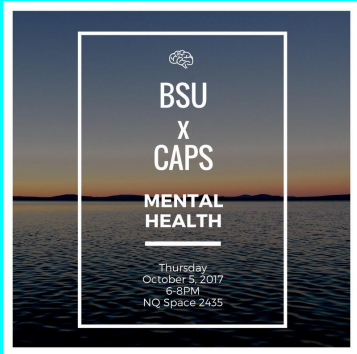
My Story - From MFA to M.Ed

- In 2015 came to the University of Michigan with the goal of becoming a writer.
- Joined the Lloyd Hall Scholars Program (a learning community for writing and the arts)
- Declared Creative Writing and Literature major through the Residential College




My Student Involvement

The BSU



SAPAC





My on-campus Employment:

Wolverine Pathways - DEI

Volunteer Coordinator - SAPAC

Activity

Optional

Can go anywhere in the presentation

Reflection Activity

- Think about what your end career goal is and write it down (it's ok if you're already in it).
- Make a list of the actions you have put in place to achieve this goal that is not related to your education.

The Problem

What is the problem you will be addressing?

So What?



- Grades only matter mindset
- Students are forced to focus solely on academics (especially those who work)
- Students aren't gaining real life experiences outside of the classroom

Research & Case Studies

Example 1

Some Studies

Researcher

Information

Researcher

Information

Some Studies

Astin Alexander -

Professor Emeritus of Higher Education and Organizational Change

- Taking part in out-of-the-classroom activities helps students understand the importance of critical thinking skills, time management, and intellectual competence.
- Involvement in activities helps students mature socially
- **Students develop skills specific to their career path and are imperative for future job success.**
- Allows students to link academic knowledge with practical experience, leading to a better understanding of their own abilities, talents, and **career goals.**
- **Participation in extracurricular activities and leadership roles in these activities are positively linked to attainment of one's first job**

Ernest T. Pascarella and Patrick T. Terenzini -

Professors of Higher Education

- Extracurricular involvement has a positive impact on attaining a bachelor's degree and other educational aspirations.
- Students who are actively engaged are more likely to have higher educational ambitions than uninvolved students.

Research & Case Studies

Example 2

You may conduct your own case study!

Case Study Introduction

- Introduce the author and purpose of the study
- Identify the key problems and issues in the case study.
- State the thesis

Case Study Methods

- Provide background information and relevant facts
- State the research that was done piece by piece

Case Study Results

- Analyze the results of the study
- Provide specific and realistic solution(s) or changes

Important Takeaways/Mistakes People Made

*optional

Conclusion/Questions

- Restate your thesis
- Revisit your story

Creating a Poster

- A good poster is understood by the audience even without the presenter
- Students can choose to design their posters via powerpoint by a provided deadline to have it printed by Schoolcraft College.
- Students may print outside of Schoolcraft as well.
- Tips*:
 - Page set-up 48" x 60"
 - Posters should read left to right and top to bottom.
 - Use bullet points (avoid full sentences)
 - Use relevant and supporting figures/images
 - Don't be afraid of negative or white space
 - Only use 3-5 colors
 - Avoid small or fancy fonts





Schoolcraft
College

Title of Poster

Name of Presenter(s)

Schoolcraft College

Introduction

Methods

Results

Graphic

Graphic

Objectives

Figure

Figure

Works Cited & Acknowledgment

Font Sizes

Section	Font Size
Title	72-120
Subtitle	48-80
Section Headers	36-72
Body Text	24-48

Appropriate fonts: Times New Roman, Arial, Arial Black, Franklin Gothic Heavy, Tahoma, Trebuchet, Verdana, Garamond, Book Antiqua, or Bookman Old Style

Images

- Find photos that are licensed as Creative Commons (flickr)
- Ask permission from the photographer
- Buy your photos from a stock photo site (e.g. iStock)
- Use library database and professional organization
- Take your own photos.
- Zoom in at the picture at 200% zoom
- Recommended formats include JPG, TIFF and PNG
- **Always caption and credit copyright holders for your images**



References

AJE - American Journal Experts - https://youtu.be/AwMFhyH7_5g

Andrews, Dan. TMBA Podcast - <https://www.tropicalmba.com/presentation/>

Kraemer Family Library, University of Colorado - <https://libguides.uccs.edu/c.php?g=117491&p=764762>

Office of Undergraduate Research, Northern University - <http://undergradresearch.northwestern.edu/expo-abstracts>

Scott Memorial Library, Thomas Jefferson University - <https://jdc.jefferson.edu/cgi/viewcontent.cgi?article=1069&context=help>

Undergraduate Research, University of Alabama Arts Sciences -
https://www.du.edu/uap/media/documents/posters_with_ppt_resource.pdf

